


Model 3020 OPTOMIZER® Coating Streak/Scratch Inspection Technology



Add Streak and Scratch Detection

Model 3020 OPTOMIZER® Coating Streak Inspection Technology provides very accurate, reliable, high speed, detection of any coating streak or scratch as they occur during web material coating operations. They can be integrated with existing web inspection equipment to add complete capabilities for streak and scratch detection. They are also available as stand-alone systems for integration with new or existing web manufacturing equipment.

Rely On Patented Technologies

Model 3020 OPTOMIZER® use special CCD Streak sensors and proprietary streak enhancement signal processing technologies to achieve high resolution detection of any streak or scratch. Our innovative approach provides detection capabilities that are unachievable with line scanning technologies commonly used by most suppliers. Depending on the Field of View, continuous line type defects as small as 1 micron will be detected, classified and archived at any known production speed, guaranteed.

Achieve 100% Inspection

Each 3020 OPTOMIZER® is designed to span the entire web width for 100 percent inspection. Our (QAMS) Quality Assurance Management System software is included with each system to provide complete defect data collection, analysis, reporting, setup, and diagnostic capabilities. Also included with each machine vision solution is our multicolor spray marking or reject gate control technology for completely unattended operation of your production equipment.

TECHNICAL SPECIFICATIONS	
Defects Types Detected	Coating Scratches Coating Streaks Blade Lines Grit Lines Air knife Smears Scores
Min Detectable defect	0.0001" (0.0025 mm)
Maximum Web Speed	No Limit
Basis Weight Range	Subject to Tests
Material & Color Range	Subject to Tests
Streak Scan Cameras:	
Type:	Proprietary
Lens Focal Length:	25 mm
Field Of View (FOV):	up to 10" CD (0.1" (25.4 cm)
Pixel Resolution:	0.0002" (0.005 mm)
Material Color Range:	Unlimited
Illumination:	Proprietary
Ambient Temperature	40 to 160° F (4 to 70° C)
Power	120/220/240 VAC 50/60 Hz Single Phase 2.5 - 7 KW Dependent On Width Alternative Power Requirements Per Quotation
Specifications are subject to change without notice.	



R.K.B. OPTO-ELECTRONICS, INC.

6677 Moore Road • Syracuse, New York • 13211 • United States of America
 Tel: +001-315-455-6636 • Fax: +001-315-455-8216 • Email: sales@rkbopto.com
 Internet: www.rkbopto.com / www.webinspection.us / www.hole-detection.com

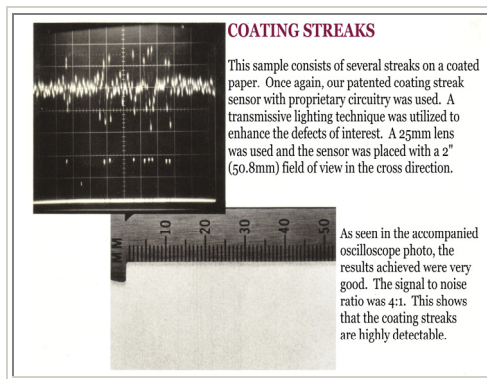

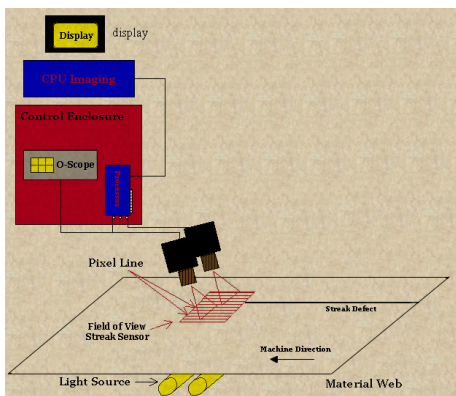
Model 3020 OPTOMIZER® Coating Streak/Scratch Inspection Technology



Reduce Production Costs

Coating streaks and scratches often result in excessive production costs in today's high-speed coating processes. Our 3020 OPTOMIZER® provides production, maintenance, and managerial personnel with immediate notification of streak events, size, type (i.e., streak or scratch), location and probable cause. Information can then be utilized to quickly locate the streak even and take corrective action to eliminate the streak from continuing.

Our Model 3020 OPTOMIZER® Coating Streak Inspection Technology will help to significantly reduce your company's costs for producing, sorting, and disposing of substandard coated products. Our systems can also help to reduce costs for customer returns, repairs to sensitive production equipment, and machine downtime.



Call RKB

Call us to discuss your hole detection requirements and to learn more about the industry's most cost effective and reliable hole detector in the world.

Silicone Flood	Silicone Streak	Paperboard Scratch	OMC Paper Scratch
Coating Scratch	LWC Scratch	Coated Board Streak	Aluminum Foil Streaks

R.K.B. OPTO-ELECTRONICS, INC.

6677 Moore Road • Syracuse, New York • 13211 • United States of America
 Tel: +001-315-455-6636 • Fax: +001-315-455-8216 • Email: sales@rkbopto.com
 Internet: www.rkbopto.com / www.webinspection.us / www.hole-detection.com